

Odyssey Quick Start

GUIDE FOR STUDENTS AND PARENTS

Launch Pad and Assignments below

Portfolio and Reports on page 2

FAQs on page 5

For Parents on page 7

Launch Pad and Assignments

This icon opens your portfolio.

An orange ring means you have an assignment.

Click the X to log out of Odyssey.

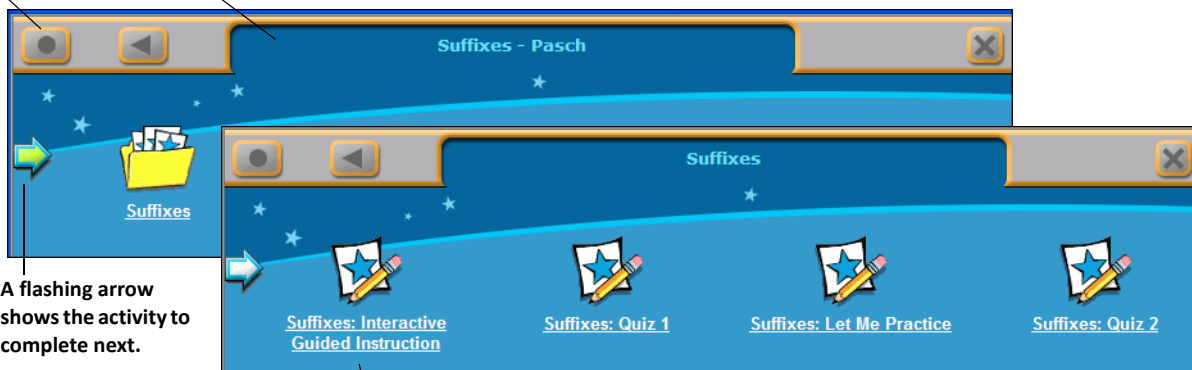
Odyssey Writer is a writing tool.

If this icon is in motion, you can view your graded papers.

This icon opens a toolkit of student resources.

Click an assignment to open this window.

Return to the launch pad.



A flashing arrow shows the activity to complete next.

Click an activity name to start.

Portfolio and Reports

Recent Work below

Assignment Status on page 3

Student Score Report on page 4

Recent Work

John Adams (johnadams) Student Portfolio

Recent Work | Assignments | Reports | Help

Attendance
Last Login: 2/26/2009

John Adams (johnadams)'s Recent Work for period 2/3/2009 to 3/6/2009

Activity Name	Type	Subject	Date	Score	Status
Crystal Lake	Learning Activity	Language Arts	2/26/09 12:42:36 PM	N/A	Complete
Spring Break 2009	Learning Activity	Language Arts	2/26/09 11:43:18 AM	N/A	Complete
Spring Break	Learning Activity	Language Arts	2/25/09 5:07:51 PM	N/A	Complete
Explorer 5 Writing Strats Test	Objective-based Test	Language Arts	2/25/09 4:31:58 PM	N/A	Complete
Password, Please - 40897	Learning Activity	Math	2/25/09 11:36:50 AM	100%	Complete
Explorer 5 Algebra Test	Objective-based Test	Math	2/24/09 3:19:47 PM	43%	Complete

Display your work on activities from:

Today | Week | Month

Icon Key

Activity Types

- Learning Activity
- Lesson Quiz
- Objective-based Test
- Odyssey Writer Activity
- Scored Learning Activity
- Chapter Test
- Authentic Task

Non-core Activity Types

- Learning Activity
- Lesson Quiz
- Objective-based Test
- Odyssey Writer Activity
- Scored Learning Activity
- Chapter Test
- Authentic Task

Status


- Complete
- Incomplete
- Not Started
- Suppressed

Close

Assignment Status

Stanley King (stanleyking)
Student Portfolio

Recent Work Assignments Reports Help




 Click the details link to view assignment activities.

Click to display status for assignments.































In Progress
Completed
All

Click Details to display more information about the assignment.

Assignments In Progress:

Assignment Name	Subject	Date	Level	Status	Teacher
Details Gr 5 Operations with LP	Math	3/28/09 9:10:52 PM	5		Brode
Details Operations Pretest	Math	3/28/09 6:52:24 PM	3		Pasch
Details Gr 5 Idioms	Language Arts	3/28/09 6:27:09 PM	5		Pasch

Gr 5 Idioms

Type	Task	Score	Completed	Status
 R5044	Summarizing: Interactive Guided Instruction	N/A	03/28/09	
 R5045	Summarizing: Quiz 1	N/A	N/A	
 R5046	Summarizing: Quiz 2	N/A	N/A	
 R5057	Plot: Interactive Guided Instruction	N/A	N/A	
 R5058	Plot: Quiz 1	N/A	N/A	
 R5059	Plot: Quiz 2	N/A	N/A	
 R5048	Main Idea/Supporting Details-Non-Fiction: Interactive Guided Instruction	N/A	N/A	
 R5049	Main Idea/Supporting Details-Non-Fiction: Quiz 1	N/A	N/A	
 R5050	Main Idea/Supporting Details-Non-Fiction: Quiz 2	N/A	N/A	
 R5051	Theme & Main Idea-Fiction: Interactive Guided Instruction	N/A	N/A	
 R5052	Theme & Main Idea-Fiction: Quiz 1	N/A	N/A	
 R5053	Theme & Main Idea-Fiction: Quiz 2	N/A	N/A	
 R5069	Fact and Opinion: Interactive Guided Instruction	N/A	N/A	
 R5070	Fact and Opinion: Quiz 1	N/A	N/A	
 R5071	Fact and Opinion: Quiz 2	N/A	N/A	

An assignment's status is shown as not started (blank page icon) until a minimum of one task in the assignment is completed.

Student Score Report

Print from the PDF view.

The screenshot displays the 'John Adams (johnadams) Student Portfolio' interface. On the left, a 'Report Criteria' sidebar allows users to filter by Subject (Language Arts), Activity Type (All), and Date Range (From: 01/01/2004, To: 05/07/2009). A 'Generate' button is at the bottom of the sidebar. The main area shows the 'Student Score Report: John Adams' for the date 5/7/2009. It lists activities with columns for Completed Date, Completed Time, Score, Status, and Duration. A legend indicates that blue bars represent 'Scored Activity', green bars represent 'Activity Passed', red bars represent 'Activity Failed', and white bars represent 'No score'. At the bottom, a summary table for 'Adams, John (johnadams) Summary' provides an overview of the student's performance across different activity types.

Report Criteria

Subject: Language Arts
 Activity Type: All
 For 1 Week
 For 1 Month
 Enter Date Range
 From: 01/01/2004
 To: 05/07/2009
 Generate

Student Score Report: John Adams

Date: 5/7/2009

Subject: Language Arts
 Activity: All
 Date Range: 1/1/2004 - 5/7/2009

Legend:
 Scored Activity
 Activity Passed
 Activity Failed
 No score

Activities	Completed Date	Completed Time	Score	Status	Duration (hh:mm:ss)
Chapter: 19 Varieties of Gazelle - ILA (Language Arts, 8)					
Lesson: After Reading					
Vocabulary Check: 19 Varieties of Gazelle - 8305	10/01/2005	2:49 PM	80%		00:03:54
Chapter: African American Poetry - ILA (Language Arts, 4)					
Lesson: Language Arts					
Word Analysis Getting Back to My Roots (root words, suffixes, prefixes) - 41309	07/17/2008	6:26 AM	89%		00:15:46
Chapter: Mother and Daughter - ILA (Language Arts, 5)					
Lesson: After Reading					
Comprehension 1: Mother and Daughter (cause and effect) - 56358	02/09/2005	8:42 AM	80%		00:02:27

Adams, John (johnadams) Summary

Type	Number Complete	Average	Status	Average Time
Learning Activity	14	52%		00:05:47
Lesson Quiz	0	N/A		N/A
Chapter Test	0	N/A		N/A
Objective-based Test	3	32%		00:01:55
Odyssey Writer Project	3	N/A		00:05:18

FAQs

Q: I see a blank browser window after logging into Odyssey.

A: After clearing cookies, cache, or history on your workstation, you may see a blank browser window when you log into Odyssey. Minimize the blank window and look for a prompt similar to the following:

**When you send information to the Internet, it might be possible for others to see that information.
Do you want to continue?**


Click **Yes** and restore the browser window.

Q: I logged into Odyssey, but I don't see the launch pad.

A: If the launch pad does not appear after you log in, it may be hidden behind the login screen. Minimize the login screen or select the launch pad from the taskbar at the bottom of the screen.

Q: How do I log out of Odyssey?

A: When exiting, click the launch pad **X**  button; do not click the browser close (X)  button.

To close the student portfolio, click the portfolio **X**  button.

Q: How do I complete a test or quiz?

A: Use the Odyssey **Stop**, **Exit**, **Turn In**, and **Continue** buttons after completing tests and quizzes. If you use the browser window's **X** button to close a completed test or quiz window, your activity results may not be logged correctly.

Q: May I adjust the text size in my browser?

A: Adjusting the text size to **Largest** in Internet Explorer may result in less than optimal screen display. Set the text size to **Medium** in Internet Explorer.

Q: The taskbar is in front of my Odyssey screen.

A: The Windows XP taskbar may partially obscure Odyssey screens. To auto-hide the taskbar, right-click the taskbar and click **Properties**. In the **Properties** dialog box, check **Auto-hide the taskbar**, and click **OK**. The taskbar remains hidden but pops up when you move the cursor to the bottom of the screen.

Q: The control strip is in front of my Odyssey screen.

A: On Mac computers, it is recommended that you minimize the control strip on the desktop.

Q: May I maximize Odyssey screens?

A: You can maximize or resize most Odyssey screens. CompassLearning recommends that you leave the screens at their default and original size.

Q: My pop-up blocker is preventing Odyssey from opening windows.

A: Disable any third-party pop-up blocker installed on a workstation. The pop-up blocker in Windows XP SP2 must also be disabled. Odyssey requires the capability to have at least two browser windows open simultaneously.

Q: May I use keyboard shortcuts?

A: When you are using Odyssey, avoid browser keyboard shortcuts, such as F11, F3 (find), and F5 (refresh). Use the Odyssey navigation buttons instead of the function keys (keys across the top of the keyboard). One exception to this is using the F8 function key for displaying closed captions in some Language Arts 3-8 activities (see below).

Q: Does Odyssey offer closed captions?

A: Yes, for Odyssey Language Arts 3-8 activities in these chapters:

- Vocabulary Skills
- Process Skills: Think Alouds
- Comprehension
- State Simulation Assessments

To display closed captions for these activities, students may press the F8 function key.

Q: May I use the Delete key?

A: When you are using Odyssey, do not press the Delete key. Instead, use Odyssey's back buttons.

Q: Does Odyssey use right-click or Control-click shortcuts?

A: When you are using Odyssey, do not use right-click (Windows) or Control-click (Mac) shortcuts. Use Odyssey's buttons and menu items instead.

Q: Does Odyssey respond to double-clicks?

A: Avoid multiple clicking in Odyssey. All Odyssey functions are initiated by single mouse clicks.

For Parents

With Odyssey, schools can encourage parents to access their child's Odyssey accounts. With a parent user name and password defined, parents have access to the student's individual portfolio of a student's recent work, assignments, and scores, organized in the same tabs as the student portfolio. Access to your child's Odyssey portfolio lets you view recent work, assignments, and attendance within Odyssey, helping meet Title IV requirements.

Recent Work

Selecting the **Recent Work** tab displays activities your child has worked on the current day, the current day plus the past week, or the current day plus the past 31 days.

- To preview an activity, click the activity name.
- To display the questions and answers to a quiz or chapter test, click the score (not shown).
- To display the objectives tested and the score on an objective-based test, click the score.

Click X to log out.

Click a column heading to sort.

Status icons display progress.

Click to preview the activity.

Click a score to display questions and answers for quizzes and chapter tests; or objectives tested and the score for an objective-based test.

Click to display the icon key.

Display your child's work on activities for:

Attendance
Last Login: 3/7/2009

Today
Week
Month

John Adams (johnadams)
Student Portfolio

Recent Work Assignments Reports Help

Print

John Adams (johnadams)'s Recent Work for period 2/4/2009 to 3/7/2009

Activity Name	Type	Subject	Date	Score	Status
Crystal Lake		Language Arts	2/26/09 12:42:36 PM	N/A	
Explorer 5 Algebra Test		Math	2/24/09 3:19:47 PM	43%	
Explorer 5 Writing Strats Test		Language Arts	2/25/09 4:31:58 PM	N/A	
Password, Please - 40897		Math	2/25/09 11:36:50 AM	100%	
Spring Break		Language Arts	2/25/09 5:07:51 PM	N/A	
Spring Break 2009		Language Arts	2/26/09 11:43:18 AM	N/A	

Icon Key

Activity Types

- Learning Activity
- Lesson Quiz
- Objective-based Test
- Odyssey Writer Activity
- Scored Learning Activity
- Chapter Test
- Authentic Task

Non-core Activity Types

- Learning Activity
- Lesson Quiz
- Objective-based Test
- Odyssey Writer Activity
- Scored Learning Activity
- Chapter Test
- Authentic Task

Status

- Complete
- Incomplete
- Not Started
- Suppressed

Close

Assignments

Selecting the **Assignments** tab displays your child's assignments in progress, completed, and not started for today plus the past 365 days. Clicking **Details** for an assignment displays information about all of the activities in the assignment.

NOTE **Recent Work** displays student status for **activities**; **Assignments** displays student status for **assignments**.

Reports

Selecting the **Reports** tab lets parent users generate three reports:

Attendance displays—for a time period you select—how often your child has worked in the system each day and for how long each day.

Duration displays—for a time period you select—all the activities your child has completed and the time spent on each. You can view the activities and your student's answers on quizzes and tests. To focus the information displayed, select a specific subject. To preview an activity, click the activity name. To display the questions and answers to a quiz or chapter test, click the score (not shown below). To display the objectives tested and the score on an objective-based test, click the score (not shown below).

Print from the PDF view.

Report Criteria

Report Type: **Duration**

Subject: **Language Arts**

For 1 Week
For 1 Month
☒ Enter Date Range

From: 01/01/2004 To: 05/07/2009

Generate

Duration Report: John Adams (johnadams)

View as PDF Close

Subject: Language Arts
Date Range: 1/1/2004 - 5/7/2009

Language Arts Level 1	Number of Completions	Completed Date	Completed Time	Time on Task(hh:mm:ss)
Explorer 3 WA & Vocab III Test	5	08/01/2005	12:10:02 PM	00:07:40
Total Time spent in Language Arts Level 1				
00:07:40				
Language Arts Level 2	Number of Completions	Completed Date	Completed Time	Time on Task(hh:mm:ss)
Comprehension: Story Elements with Setting - LA372	1	01/08/2007	3:57:34 PM	00:09:20
Total Time spent in Language Arts Level 2				
00:09:20				
Language Arts Level 3	Number of Completions	Completed Date	Completed Time	Time on Task(hh:mm:ss)
Old Time Word Show: Let Me Practice (homophones) - R3024	1	09/26/2007	8:25:31 PM	00:05:04
Total Time spent in Language Arts Level 3				
00:05:04				
Language Arts Level 4	Number of Completions	Completed Date	Completed Time	Time on Task(hh:mm:ss)

Click to preview the activity.

Student Score displays—for a time period you select—scores for all of the activities your child has completed, along with the time spent on each. You can view your child's answers on quizzes and tests and preview activities. To focus the information displayed, select a specific subject and activity.